



CanvasCon Online

Boot Scootin' Data Boogie with *MasteryConnect*



Presented by: Lisa Paguaga, Michele Rivera, and Rhonda Weimann,
Instructional Technology Facilitators, Innovative Learning
Broward County Public Schools

6th largest school district in the nation
1st fully accredited school system since
1962

270,000 students, 170
countries, 147 languages

14,000+ teachers

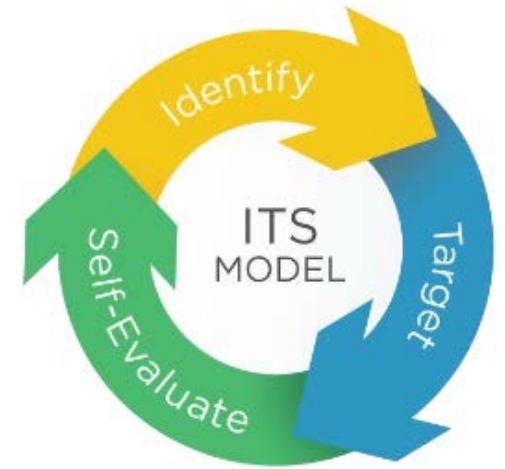
1,500
administrators

241
Schools



MasteryConnect: *What & Why?*

- Standards-based formative/summative assessment platform
- Takes the guess work out of planning
- Access real-time data in order to make appropriate instructional decisions & personalize student learning
- Canvas integration & seamless syncing to Pinnacle
- Promotes collaborative conversations focused on reflective practice to improve student learning outcomes
- User friendly for teachers and administrators



Historical Perspective

2016

! " # \$ % & ' () * + , - . % " + / 0 + , % 1 * 2) * %
2 /) 3 ' . - . % + % . 2 , 4 (2) 4 % 1 2 . - % + , , - , , 5 - / 4 % 4 6 6 3 %
7 8 + ' 9 - : % ; ' 2 3 4 % 1 2 4 * % . 2 (-) 4 2 6 / % < (6 5 %
! (6 1 + (. =

2019

! " # \$ % @ 2 / * - (2 4 - . A % B + , 4 - (C " 6 / / -) 4
4 * (6 ' 9 * % & ' () * + , - % 6 < % " + / 0 + , % ; C %
D / , 4 (') 4 ' (- =

! " # \$ % + . 5 2 / 2 , 4 - (- . % 4 * - % ! - /) * 5 + (> %
\$ 4 + / . + (. , % ? , , - , , 5 - / 4 % 7 ! \$? : % ' , 2 / 9 %
8 + ' 9 - =

2016–2019

B + , 4 - (C " 6 / / -) 4 (- & 3 +) - . % 8 + ' 9 - % + , % 2 4 , %
. 2 , 4 (2) 4 % 1 2 . - % + , , - , , 5 - / 4 % , 6 3 ' 4 2 6 / =

2019–2020

Implementation Challenges & Opportunities



Time, organization, and development of resources is needed at the district curriculum level.



Key players need to be identified

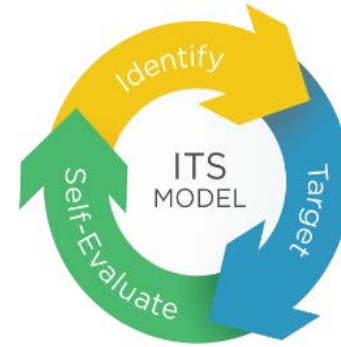


Processes and action steps must be outlined.



A training plan must be designed with personnel to support it.

MasteryConnect and Strategic Plan

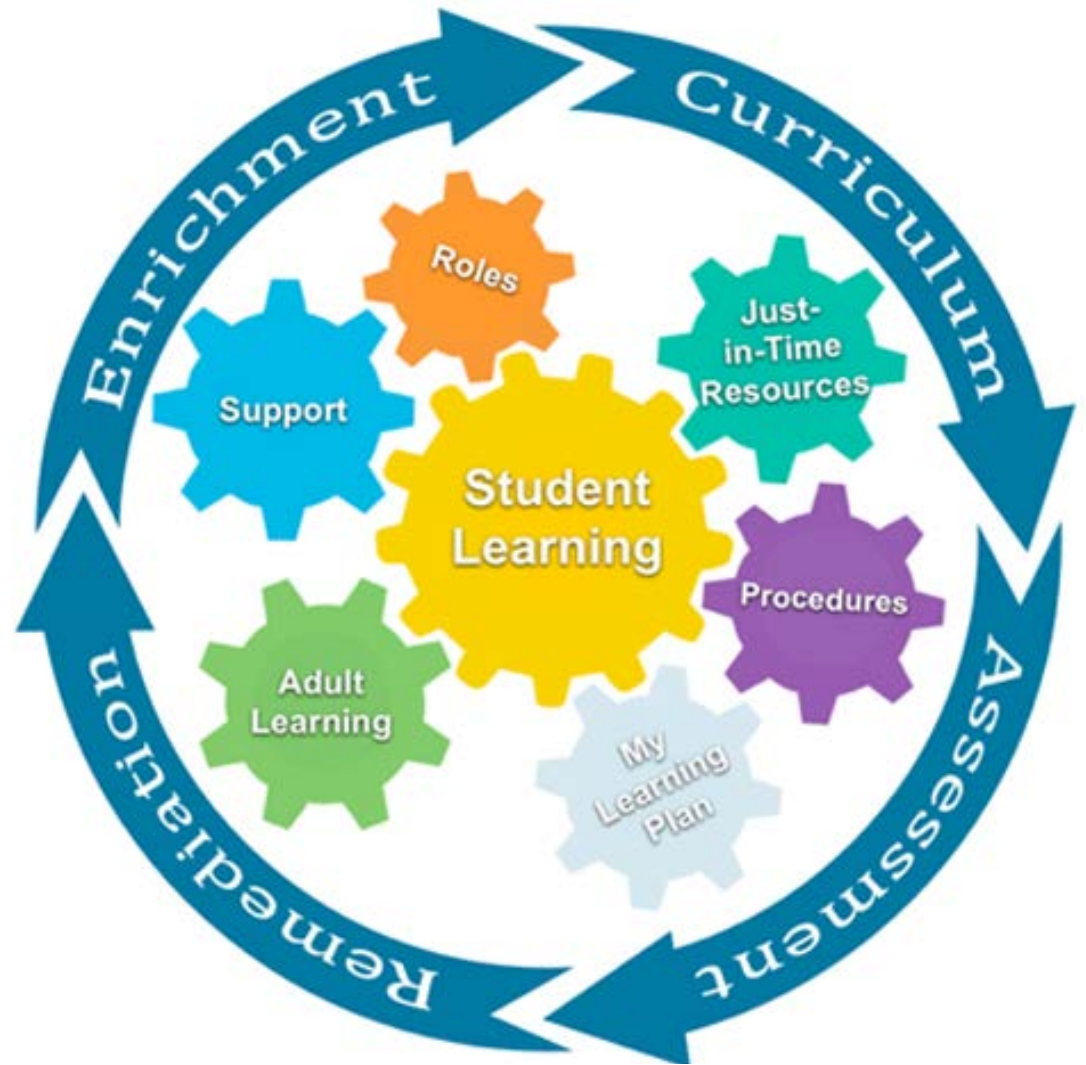


- Mastery Connect Aligns with Broward's Core Values and Strategic Plan

Why Teachers use MasteryConnect

- Broward CARE Cycle
- Formative Assessments
- Benchmark (BSA)

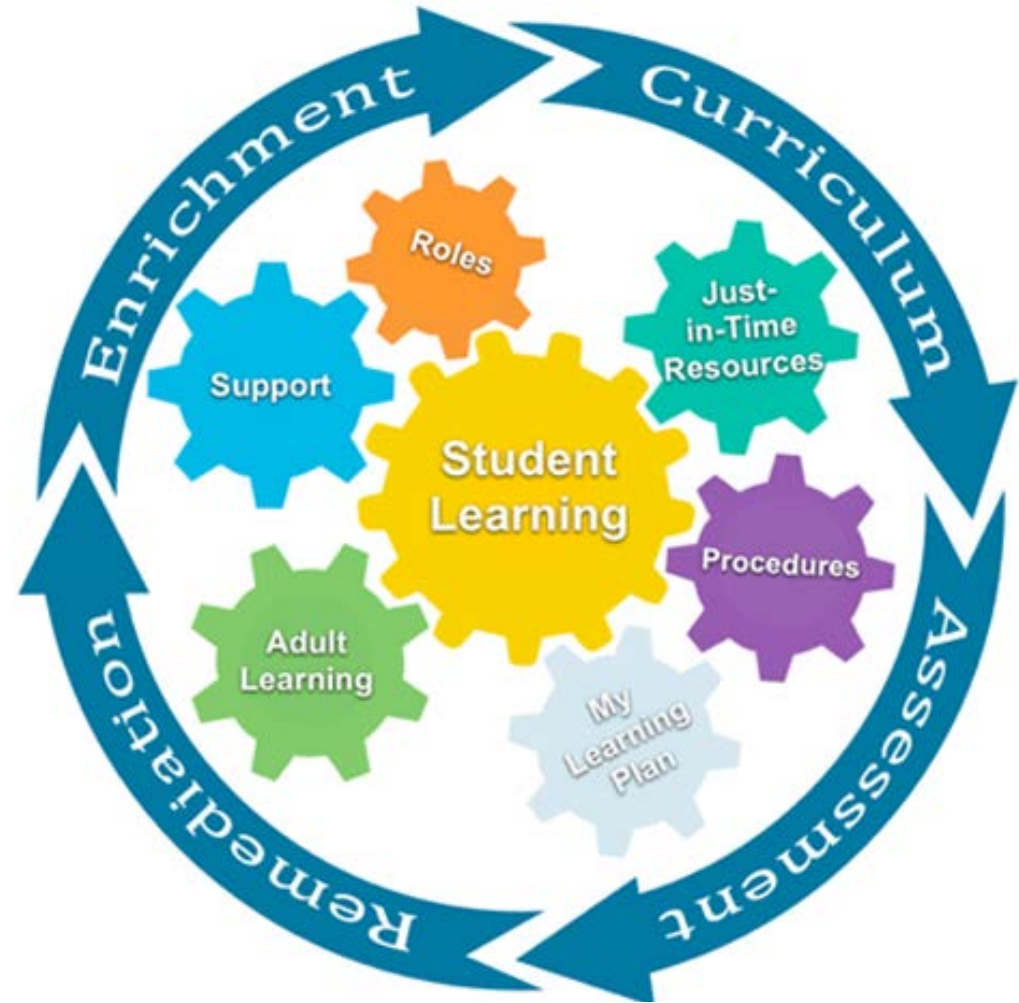
Aligns with Broward's Core Value of **Student Focus**



Why Teachers use MasteryConnect

- **Collaboration** – MC is a resource that provides the opportunity to share resources and Data
- **Reflection on own practice** – Teachers use data from MC to reflect and drive instruction

Aligns with Broward's Core Value of **Teacher Excellence and Accountability**



Class Tracker – Data by Student and Standard

Trackers Progress Reports

Archived Trackers List LP 3rd ELA Practice: 3rd Gr: [Menu] [Color] [Refresh]

Students		LAFS.3.RL.1.1	LAFS.3.RL.1.2	LAFS.3.RL.1.3	LAFS.3.W.1.1	LAFS.3.RL.2.5	LAFS.3.RL.2.4	LAFS.3.RL.3.9	LAFS.3.RL.4.10	LAFS.3.W.2.4
Aniston, Jennifer	003	MASTERY	MASTERY	MASTERY		MASTERY	MASTERY	REMEDIATION		
Bonjovi, John	002	MASTERY	MASTERY	MASTERY		NEAR MASTERY	NEAR MASTERY	NEAR MASTERY		
Brown, Zac	005	MASTERY	NEAR MASTERY	MASTERY		MASTERY	MASTERY	MASTERY		
John, PJ	004	MASTERY	MASTERY	MASTERY		NEAR MASTERY	MASTERY	NEAR MASTERY		
Lopez, Jen	006	NEAR MASTERY	NEAR MASTERY	MASTERY		NEAR MASTERY	NEAR MASTERY	REMEDIATION		
Rivera, Michele	007	MASTERY	MASTERY	REMEDIATION		NEAR MASTERY	MASTERY	REMEDIATION		
Weimann, Rhonda	001	NEAR MASTERY	NEAR MASTERY	MASTERY		NEAR MASTERY	NEAR MASTERY	MASTERY		

5 Reasons why Administrators should use MasteryConnect



COLLECTING DATA TO
DRIVE INSTRUCTION



IDENTIFY
STRENGTHS AND
WEAKNESSES



TARGET SPECIFIC
INTERVENTIONS



DESIGN AN ACTION
PLAN



IMPROVE STUDENTS
ACADEMIC
PERFORMANCE



How Administrators should use MasteryConnect



Analyzing data at their school



Comparing data at their school to the District



Examining data from teacher to teacher



Discussing data results with grade level or subject area teams



Designing effective interventions to improve students knowledge and understanding of content





MasteryConnect Reports for Administrators

Overview Reports allow you to drill down into the Assessment Data starting at the school level all the way down to individual student results.

Custom Reports look at Formative Assessment and BSA data. Use the available filters to compare results across Teachers and other demographics.

Staff members with the School Admin Role in MasteryConnect



ENABLES THEM TO SUPPORT THE
TEACHERS AND STAFF IN THEIR
SCHOOL/LOCATION



PROMOTES COMMUNICATION AND
COLLABORATION TO DRIVE
INSTRUCTION

Administrator Involvement Means



School improvement



Teacher and student
increased performance

Live Demostration of MasterConnect

- Presenter will go live to model how data is used in MasteryConnect

**For further
information,
contact:**

Daryl Diamond, PhD

**Director, Innovative Learning, Broward County Public
Schools (BCPS)**

Daryl.Diamond@browardschools.com

LoriAyn Stickler

**Project Manager, Technology & Instruction, Innovative
Learning, BCPS**

LoriAyn.Stickler@browardschools.com

Lisa Paguaga --- Lisa.paguaga@browardschools.com

Michele Rivera --- Michele.rivera@browardschools.com

Rhonda Weimann ---

Rhonda.weimann@browardschools.com

**Instructional Technology Facilitators, Innovative Learning,
BCPS**

754-321-2620

